FM Gru

2065 TLX P10

EN 14439-C25-D25

ULTRALIFT

FM-Link

Power Control

ASsys

ACsys

2065 TLX

Funzionamento

Operation - Betrieb - Exploitation - Accionamiento

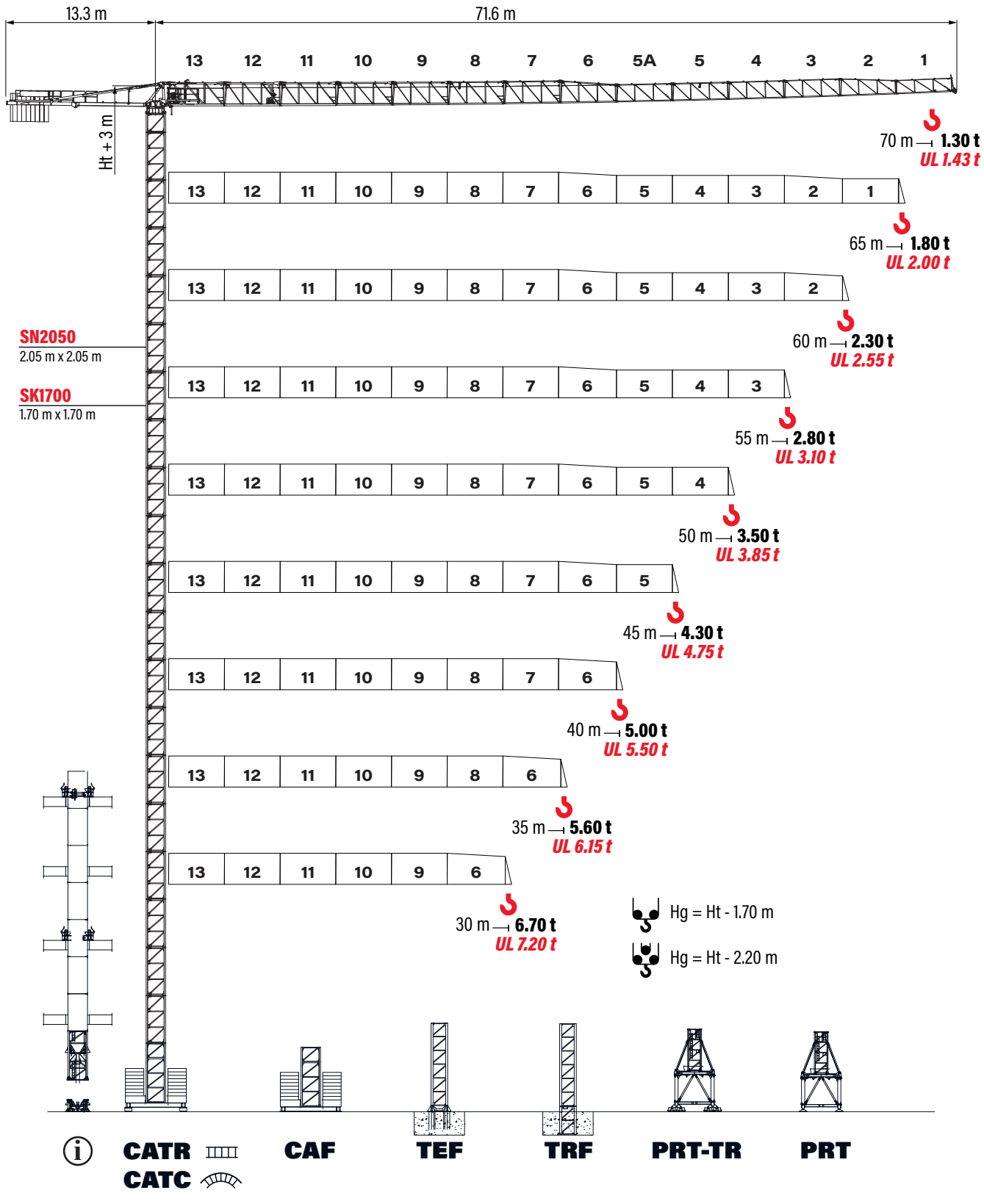

Diagramma di portate

Load diagram - Lastkurven - Courbes de charges - Curvas de cargas

		m	3	10	15	20	25	30	35	40	45	50	55	60	65	70	
70.0 m	5 t - 27.0 m	t	5.00					4.39	3.61	3.03	2.58	2.22	1.92	1.68	1.48	1.30	
		t	**5.00**					**4.70**	**3.87**	**3.26**	**2.78**	**2.40**	**2.09**	**1.83**	**1.62**	**1.43**	UL
65.0 m	5 t - 30.5 m	t	5.00						4.22	3.56	3.05	2.64	2.31	2.03	1.80		
		t	**5.00**						**4.60**	**3.89**	**3.34**	**2.90**	**2.55**	**2.25**	**2.00**	UL	
60.0 m	5 t - 33.2 m	t	5.00						4.68	3.96	3.41	2.96	2.60	2.30			
		t	5.00							**4.34**	**3.74**	**3.26**	**2.87**	**2.55**	UL		
55.0 m	5 t - 35.0 m	t	5.00							4.24	3.65	3.18	2.80				
		t	**5.00**							**4.65**	**4.02**	**3.51**	**3.10**	UL			
50.0 m	5 t - 37.6 m	t	5.00							4.64	4.00	3.50					
		t	**5.00**								**4.39**	**3.85**	UL				
45.0 m	5 t - 39.8 m	t	5.00							4.97	4.30						
		t	**5.00**								**4.75**	UL					
40.0 m	5 t - 40.0 m	t	5.00														
		t	**5.00**								UL						
35.0 m	5 t - 35.0 m	t	5.00														
		t	**5.00**							UL							
30.0 m	5 t - 30.0 m	t	5.00														
		t	**5.00**						UL								

		m	3	10	15	20	25	30	35	40	45	50	55	60	65	70	
70.0 m	10 t - 14.3 m	t	10.00		9.48	6.70	5.06	4.25	3.47	2.90	2.46	2.10	1.81	1.58	1.37	1.20	
		t	**10.00**		**9.97**	**7.06**	**5.35**	**4.53**	**3.72**	**3.11**	**2.64**	**2.27**	**1.97**	**1.72**	**1.50**	**1.32**	UL
65.0 m	10 t - 16.5 m	t	10.00			7.97	6.07	4.97	4.09	3.44	2.93	2.53	2.20	1.93	1.70		
		t	**10.00**			**8.38**	**6.40**	**5.10**	**4.41**	**3.72**	**3.18**	**2.75**	**2.40**	**2.11**	**1.87**	UL	
60.0 m	10 t - 17.2 m	t	10.00			8.38	6.40	5.10	4.56	3.84	3.29	2.86	2.50	2.20			
		t	**10.00**			**8.95**	**6.85**	**5.47**	**4.94**	**4.18**	**3.59**	**3.12**	**2.74**	**2.42**	UL		
55.0 m	10 t - 18.6 m	t	10.00			9.19	7.04	5.63	4.88	4.13	3.54	3.08	2.70				
		t	**10.00**			**9.84**	**7.56**	**6.06**	**5.00**	**4.50**	**3.87**	**3.38**	**2.97**	UL			
50.0 m	10 t - 19.9 m	t	10.00			9.94	7.63	6.12	5.05	4.53	3.90	3.40					
		t	**10.00**				**8.28**	**6.65**	**5.51**	**4.96**	**4.28**	**3.74**	UL				
45.0 m	10 t - 21.1 m	t	10.00				8.20	6.59	5.45	4.87	4.20						
		t	**10.00**				**8.89**	**7.16**	**5.94**	**5.03**	**4.62**	UL					
40.0 m	10 t - 22.5 m	t	10.00				8.84	7.12	5.91	5.00							
		t	**10.00**				**9.65**	**7.79**	**6.48**	**5.50**	UL						
35.0 m	10 t - 22.5 m	t	10.00				8.83	7.11	5.90								
		t	**10.00**				**9.47**	**7.64**	**6.35**	UL							
30.0 m	10 t - 22.2 m	t	10.00				8.69	7.00									
		t	**10.00**				**9.22**	**7.43**	UL								

Zavorra di controbraccio

Counter jib ballast - Gegenauslegerballast - Lest de contre flèche - Lastre de contra flecha

	A (1.56 t)	B (3.12 t)	(t)
70.0 m	1	8	26.52
65.0 m	1	8	26.52
60.0 m		8	24.96
55.0 m		8	24.96
50.0 m	1	7	23.40
45.0 m		7	21.84
40.0 m	1	6	20.28
35.0 m		6	18.72
30.0 m		5	15.60

2065 TLX

Torre

Tower - Turm - Tour - Torre

SK1700 - C25

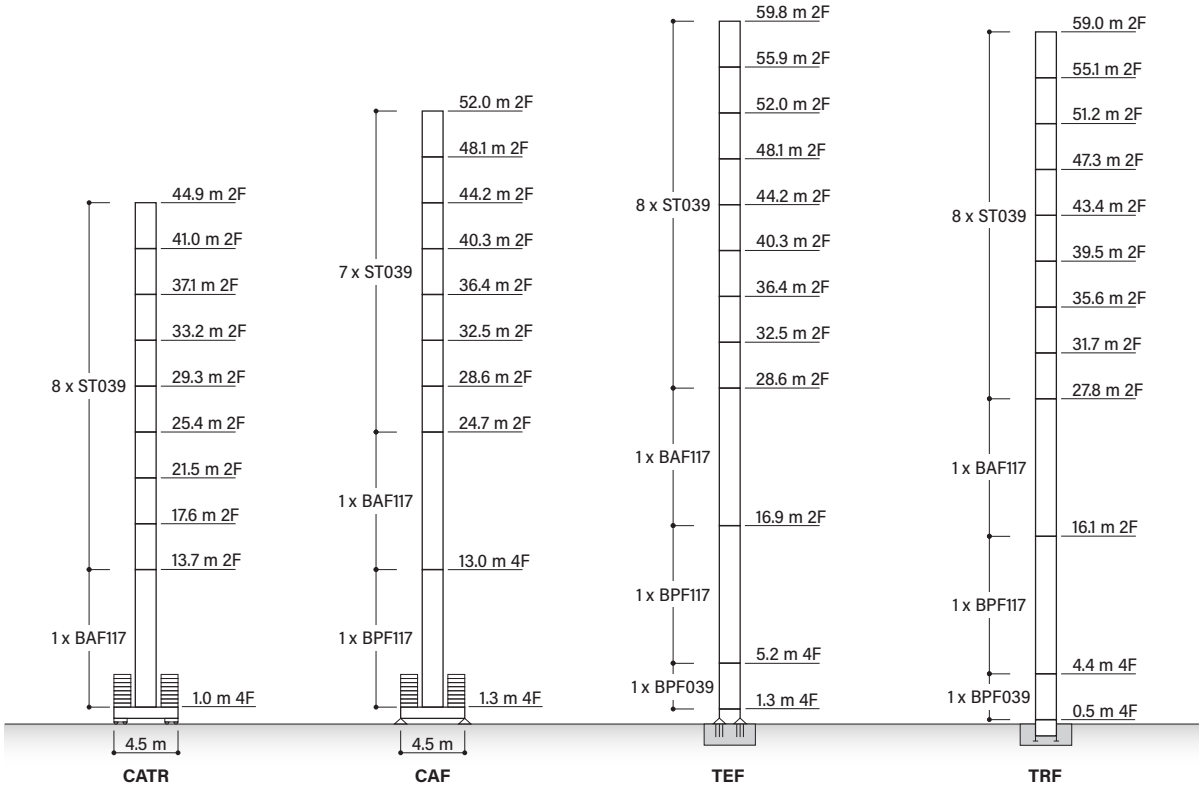

Zavorra di base

Base ballast - Grundballast - Lest de base - Lastre de base

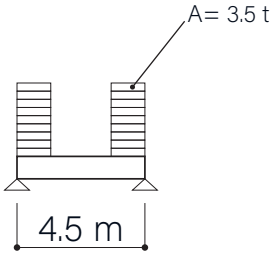

4.5 x 4.5 m		Z	A (3.5 t)
Ht (m)	52	119 t	34
	48.1	105 t	30
	44.2	91 t	26
	40.3	77 t	22
	36.4	70 t	20
	32.5	63 t	18

Altezze diverse e combinazioni di torre sono disponibili; consultateci - Different heights and tower combinations are available; please consult us - Andere Höhen und Turmkombinationen auf Anfrage - Différentes hauteurs et combinaisons de tour sont disponibles; nous consulter - Hay diferentes alturas y combinaciones de torre disponibles; consúltenos

SK1700 - D25

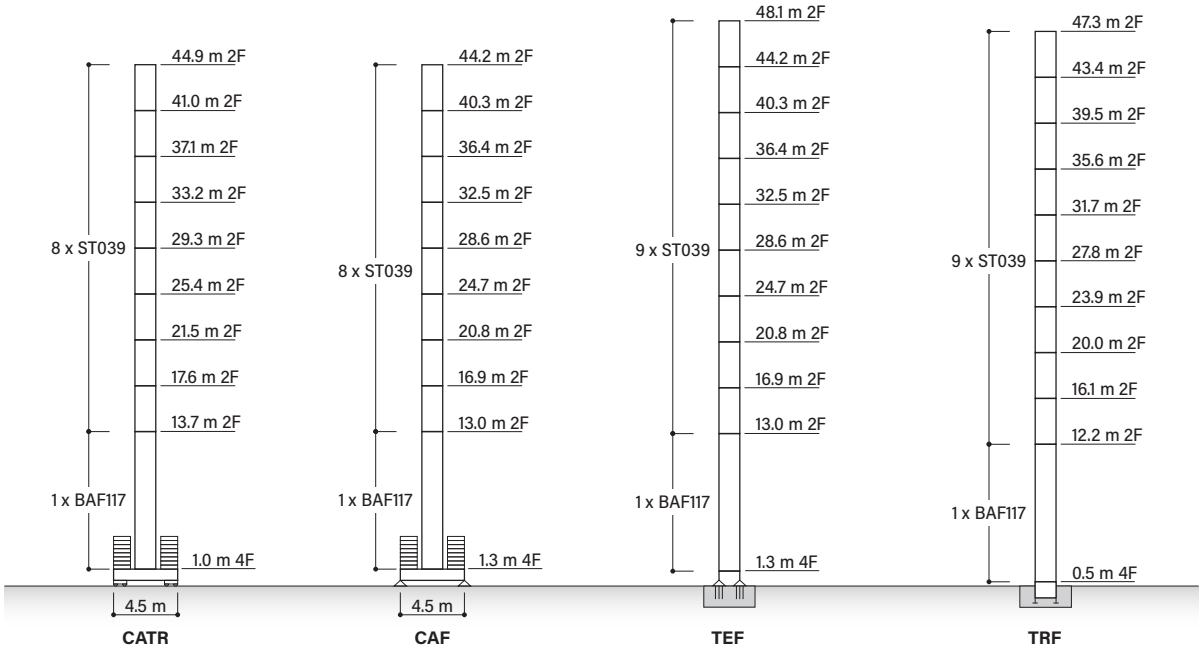

Zavorra di base

Base ballast - Grundballast - Lest de base - Lastre de base

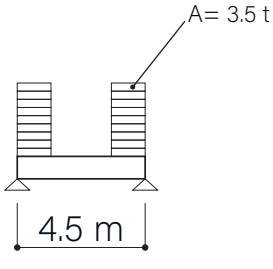

4.5 x 4.5 m		Z	A (3.5 t)
Ht (m)	44.2	112 t	32
	40.3	91 t	26
	36.4	77 t	22
	32.5	70 t	20
	28.6	63 t	18

Altezze diverse e combinazioni di torre sono disponibili; consultateci - Different heights and tower combinations are available; please consult us - Andere Höhen und Turmkombinationen auf Anfrage - Différentes hauteurs et combinaisons de tour sont disponibles; nous consulter - Hay diferentes alturas y combinaciones de torre disponibles; consúltenos

2065 TLX

SN2050 - C25

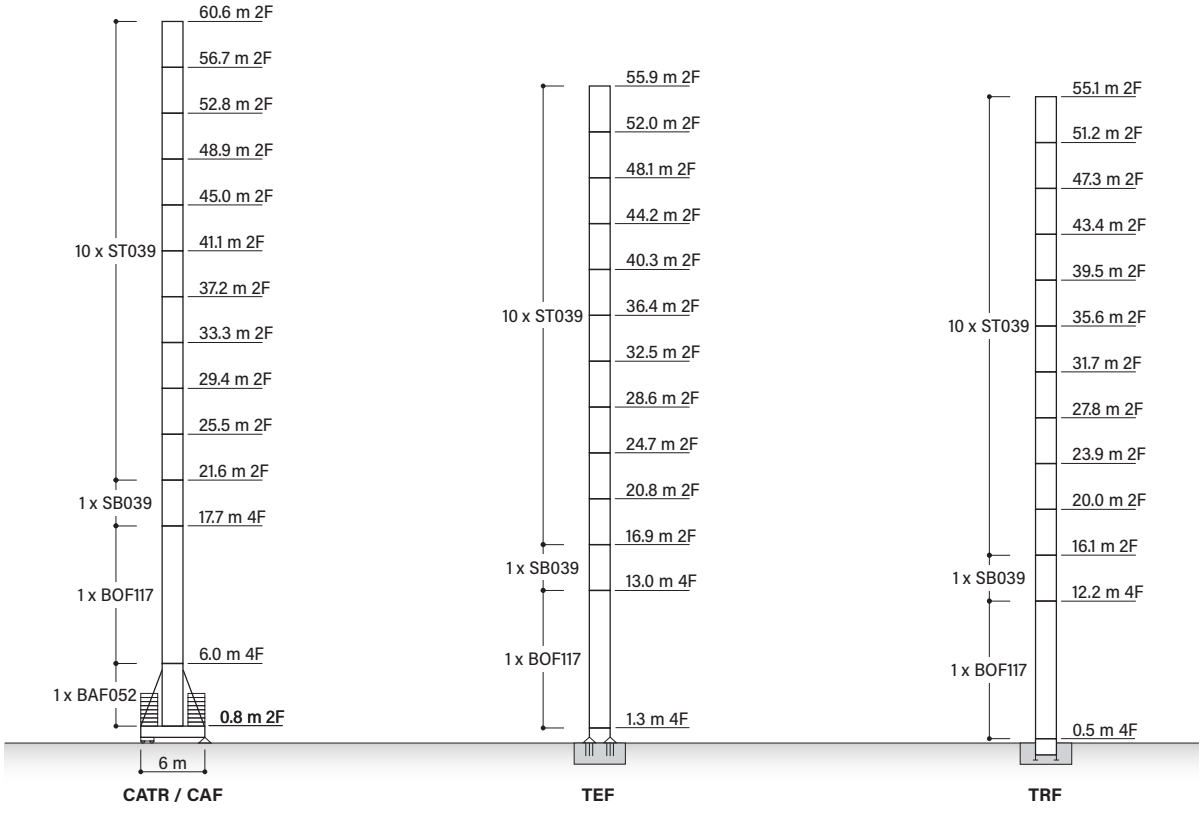

Zavorra di base

Base ballast - Grundballast - Lest de base - Lastre de base

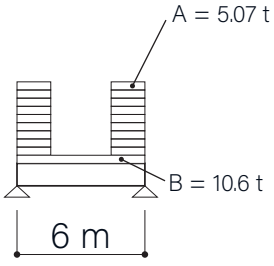

6 x 6 m		Z	A (5.07 t)	B (10.6 t)
Ht (m)	60.6	132.74 t	22	2
	56.7	122.60 t	20	2
	52.8	112.46 t	18	2
	48.9	102.32 t	16	2
	45.0	92.18 t	14	2
	41.1	92.18 t	14	2
	37.2	92.18 t	14	2

Altezze diverse e combinazioni di torre sono disponibili; consultateci - Different heights and tower combinations are available; please consult us - Andere Höhen und Turmkombinationen auf Anfrage - Différentes hauteurs et combinaisons de tour sont disponibles; nous consulter - Hay diferentes alturas y combinaciones de torre disponibles; consúltenos

SN2050 - C25

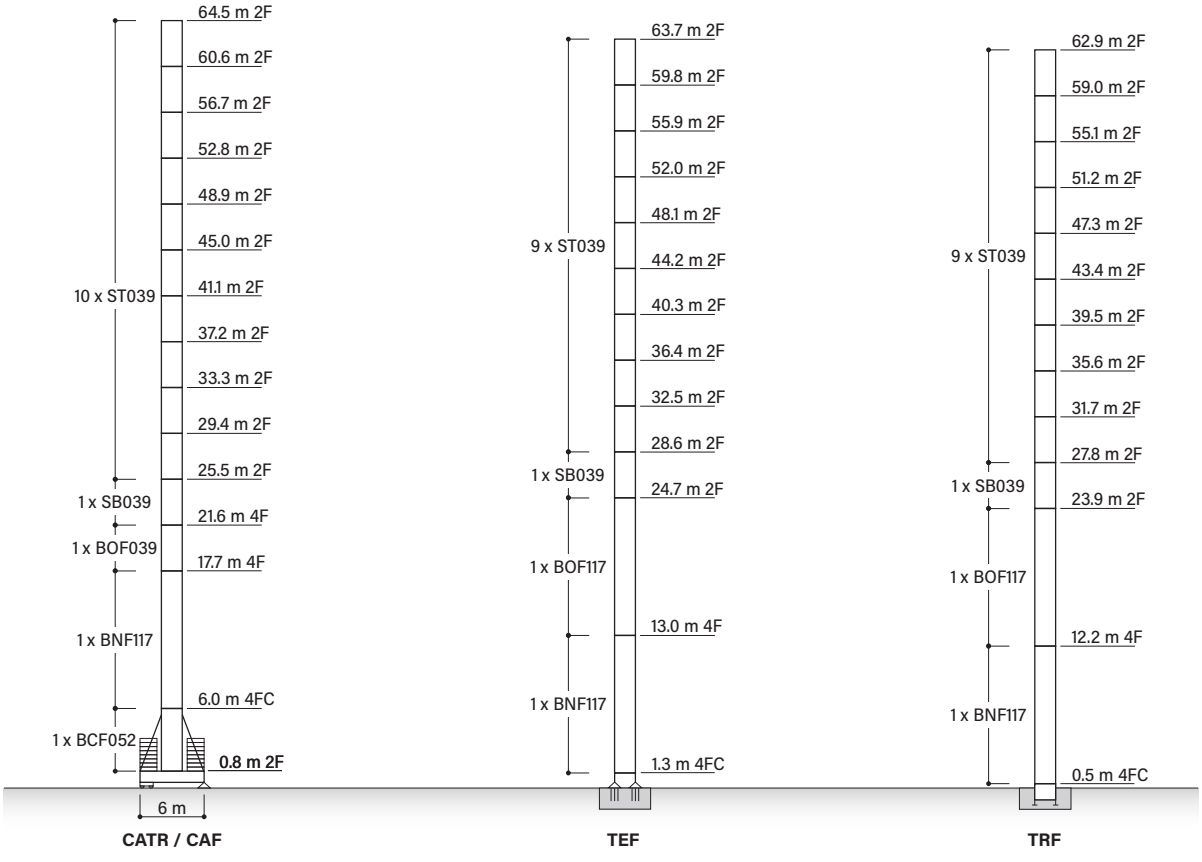

Zavorra di base

Base ballast - Grundballast - Lest de base - Lastre de base

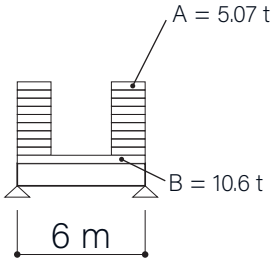

6 x 6 m		Z	A (5.07 t)	B (10.6 t)
Ht (m)	64.5	153.02 t	26	2
	60.6	132.74 t	22	2
	56.7	122.60 t	20	2
	52.8	112.46 t	18	2
	48.9	102.32 t	16	2
	45.0	92.18 t	14	2
	41.1	92.18 t	14	2
	37.2	92.18 t	14	2

Altezze diverse e combinazioni di torre sono disponibili; consultateci - Different heights and tower combinations are available; please consult us - Andere Höhen und Turmkombinationen auf Anfrage - Différentes hauteurs et combinaisons de tour sont disponibles; nous consulter - Hay diferentes alturas y combinaciones de torre disponibles; consúltenos

2065 TLX

SN2050 - D25

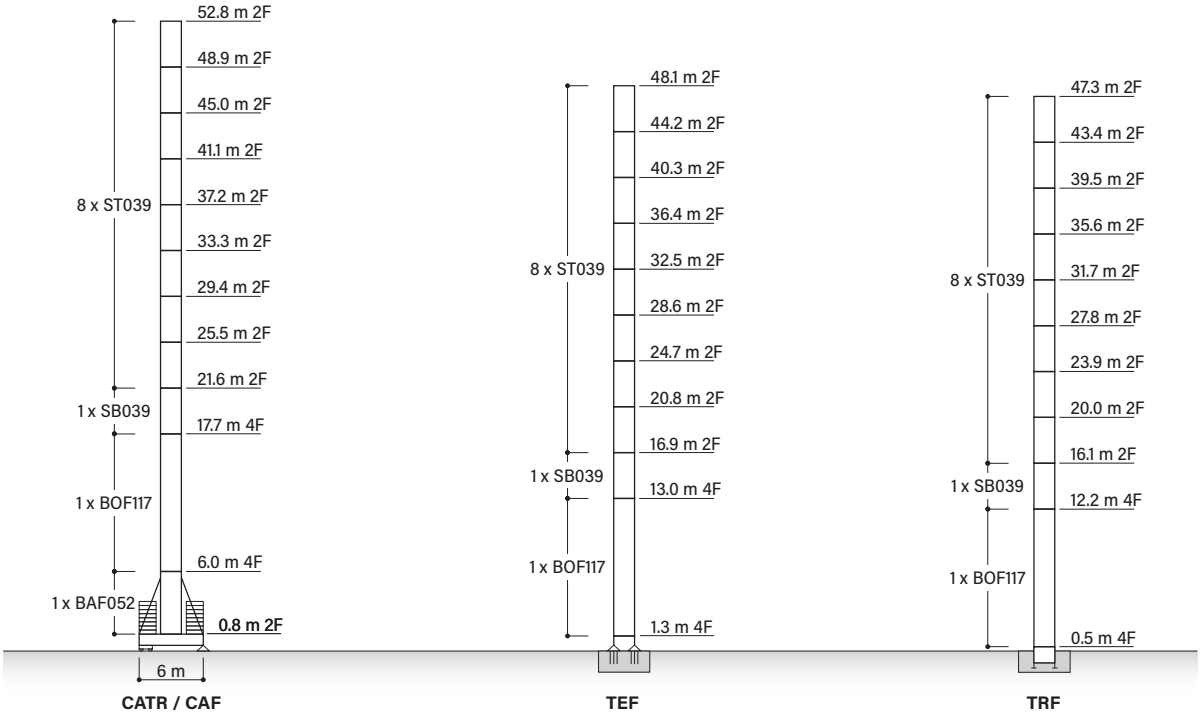

Zavorra di base

Base ballast - Grundballast - Lest de base - Lastre de base

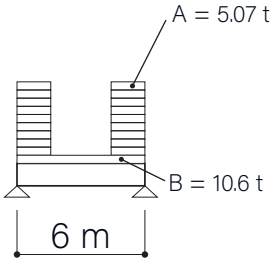

6 x 6 m		Z	A (5.07 t)	B (10.6 t)
Ht (m)	52.8	153.02 t	26	2
	48.9	122.60 t	20	2
	45.0	112.46 t	18	2
	41.1	102.32 t	16	2
	37.2	92.18 t	14	2
	33.3	92.18 t	14	2

Altezze diverse e combinazioni di torre sono disponibili; consultateci - Different heights and tower combinations are available; please consult us - Andere Höhen und Turmkombinationen auf Anfrage - Différentes hauteurs et combinaisons de tour sont disponibles; nous consulter - Hay diferentes alturas y combinaciones de torre disponibles; consúltenos

SN2050 - D25

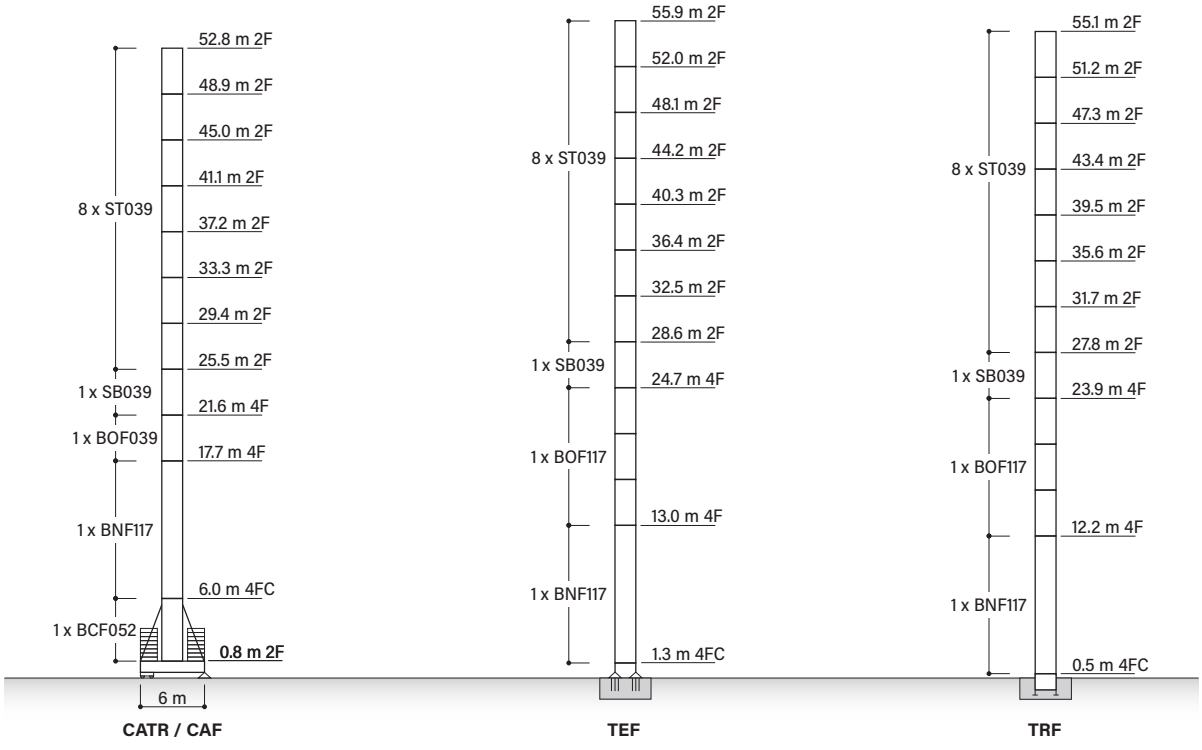

Zavorra di base

Base ballast - Grundballast - Lest de base - Lastre de base

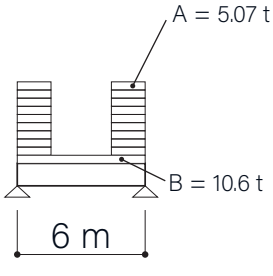

6 x 6 m		Z	A (5.07 t)	B (10.6 t)
Ht (m)	52.8	153.02 t	26	2
	48.9	122.60 t	20	2
	45.0	112.46 t	18	2
	41.1	102.32 t	16	2
	37.2	92.18 t	14	2
	33.3	92.18 t	14	2

Altezze diverse e combinazioni di torre sono disponibili; consultateci - Different heights and tower combinations are available; please consult us - Andere Höhen und Turmkombinationen auf Anfrage - Différentes hauteurs et combinaisons de tour sont disponibles; nous consulter - Hay diferentes alturas y combinaciones de torre disponibles; consúltenos

2065 TLX

Pesi e ingombri

Packing list - Kolli-liste - Liste de colisage - Lista de contenido

Parte girevole

Slewing part - Drehbares Teil - Pièce de rotation - Pieza giratoria

DESCRIZIONE - Description - Beschreibung - Description - Descripción			L (mm)	W (mm)	H (mm)	P (kg)
ELEMENTO DI BRACCIO Jib element Ausleger-Element Élément de flèche Elemento de pluma	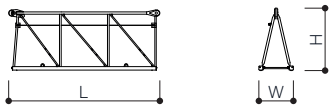	13	5500	1480	2290	3635
		12	5300	1200	2170	2140
		11	5280	1200	2170	1320
		10	5270	1200	2150	1160
		9	5260	1200	2150	940
		8	5260	1200	2120	800
		7	5240	1200	2100	720
		5A	5200	1200	1630	530
		5	5200	1200	1630	520
		4	5160	1200	1630	420
		3	5140	1200	1610	340
		1	5090	1200	1260	230
	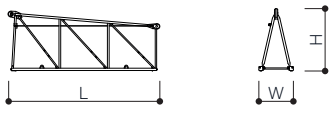	6	5225	1200	2060	600
		2	5110	1200	1610	260
PUNTA BRACCIO Jib tip element Auslegerkopf-Element Élément de tête de flèche Elemento de cabeza de pluma			700	1200	500	70
CONTROBRACCIO Counter jib Gegenausleger Contre-flèche Contrapluma	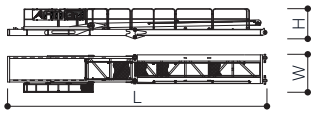		12560	1810	1480	5650
GRUPPO GIREVOLE Slewing group Schwenkbare Gruppe Groupe de rotaciòn Grupo giratorio		SK1700	2300	1810	2900	6000
		SN2050	2450	1810	2900	6300
CARRELLO Trolley Wagen Chariot Carrito		P10	1600	1620	710	400
BALLATOIO CON CABINA Access platform with cabin Arbeitsbühne mit Kabine Plate-forme d'accès avec la cabine Plataforma de acceso con cabina	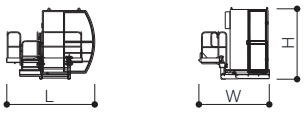		2500	2150	2450	1000
BLOCCHI CONTRAPPESO Counterweight block Gegengewichtsblock Bloc de contrepoids Bloque de contrapeso		VS15	200	1000	3550	1560
		VX32	400	1000	3550	3120

Torre

Tower - Turm - Tour - Torre

DESCRIZIONE - Description - Beschreibung - Description - Descripción		L (mm)	W (mm)	H (mm)	P (kg)
ELEMENTO DI TORRE SK1700 Tower element SK1700 Turm-Element SK1700 Élément de la tour SK1700 Elemento de torre SK1700	BAF117	11700	1785	1785	7100
	ST117	11700	1785	1785	4690
	BPF039	3900	1785	1785	2350
	ST039	3900	1785	1785	1750
ELEMENTO DI TORRE SN2050 Tower element SN2050 Turm-Element SN2050 Élément de la tour SN2050 Elemento de torre SN2050	BAF052	5200	2260	2260	4040
	BNF117	11700	2110	2110	8180
	BOF039	3900	2110	2110	3370
	BOF117	11700	2110	2110	8180
	SB039	3900	2110	2110	2710
	ST039	3900	2110	2110	2320
	ST117	11700	2110	2110	5790
CORSOIO DI MONTAGGIO Climbing cage Käfig zum Klettern Coulisse de montage Corredera de montase	SK1700	8300	2600	2500	6000
	SN2050	8300	2900	2700	6700

Basamento

Basement - Basis - Base - Base

DESCRIZIONE - Description - Beschreibung - Description - Descripción		L (mm)	W (mm)	H (mm)	P (kg)
CARRO DI BASE Cross-base Grundwagen Châssis Carro base	4.5 x 4.5	6670	500	1260	3180
	6 x 6	8870	670	780	2500
	4.5 x 4.5	3100	500	1260	1400 x 2
	6 x 6	4320	420	780	1200 x 2
PUNTONI DI BASE Rafters Mastabstützungen Jambes de force Cabrios de base	6 x 6	4560	420	300	420 x 4
ELEMENTO A PERDERE Disposable element Einweganker Element Élément jetable Elemento desechable	SK1700	1840	1910	1910	1430
	SN2050	2600	2260	2260	2030
ELEMENTO RECUPERABILE Recoverable element Wiedervernendenbare ankerturm Élément récupérable Elemento recuperable	SK1700	1300	2170	2170	1720
	SN2050	1300	2620	2620	1860
BOGIE DI TRASLAZIONE Driven bogie Angetriebenes Drehgestell Bogie entraîné Bogie accionado		1160	700	600	700 x 4
BLOCCO ZAVORRA DI BASE Base ballast block Grundballastblock Bloc de lestage de base Bloque de lastre base	4.5 x 4.5	4400	1200	290	3500
	6 x 6	6400	1200	600	10600
	6 x 6	4800	2000	300	5070

2065 TLX

Ancoraggi

Anchorages - Verankerungen - Ancrages - Anclajes

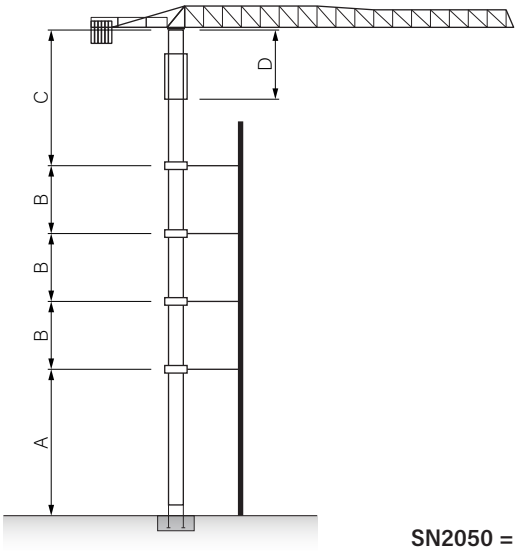

	SK1700	SN2050-M42	SN2050-M45
A	42.9 m	46.8 m	54.6 m
B	19.5 m	23.4 m	23.4 m
C	32.5 m	36.4 m	36.4 m
D	13 m	13 m	13 m

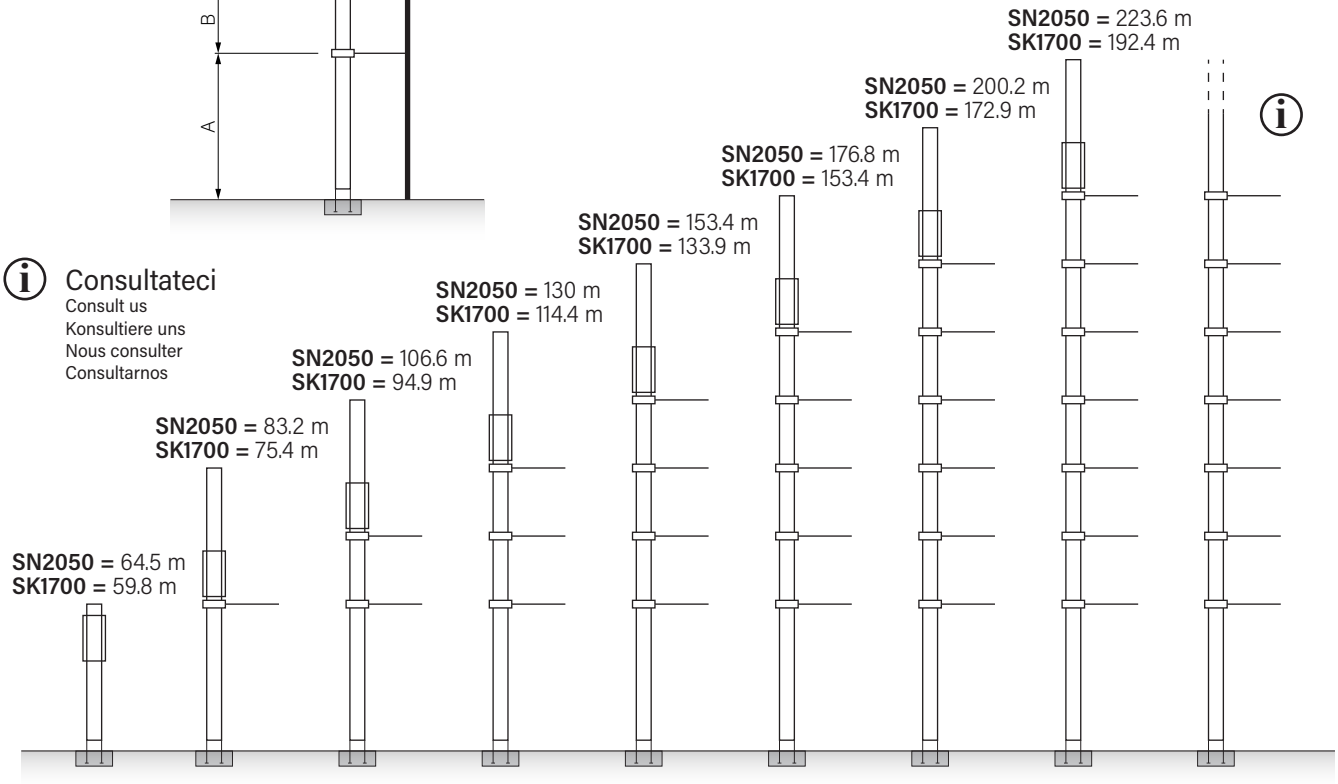

Consultateci
Consult us
Konsultiere uns
Nous consulter
Consultarnos

Montaggio

Erection - Montage - Assemblée - Montaje

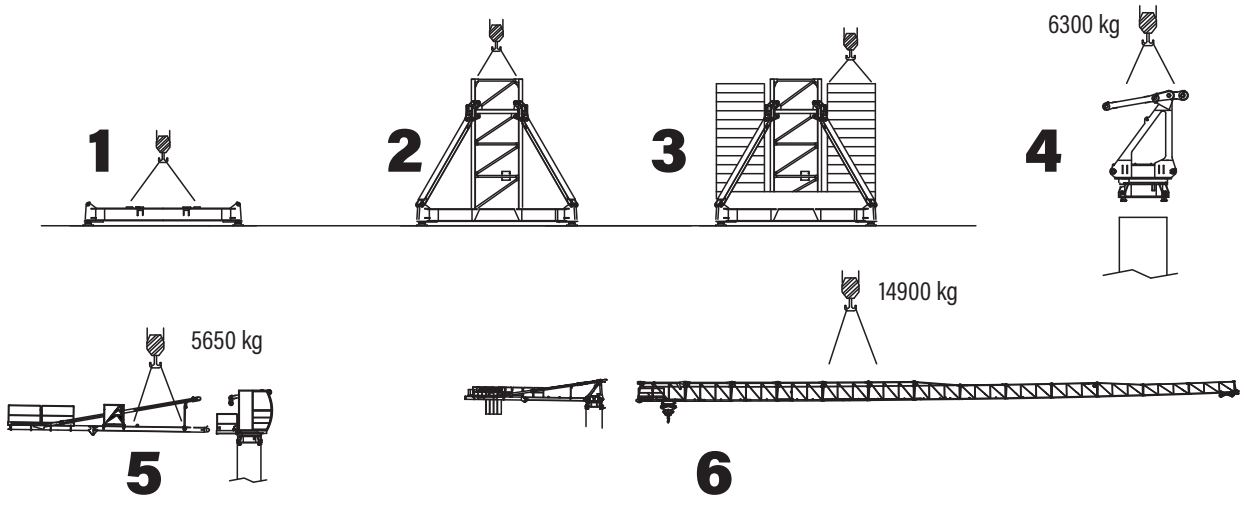

Meccanismi

Mechanisms - Antriebe - mécanismes - Mecanismos

V45.60
34 kW

H

	H max	
448 m TL	224 m	
	112 m	
200 m	100 m	
	50 m	

m/min	3	14	30	45	60	72
t	5	5	5	3.5	2.4	1.2
m/min	1.5	7	15	22.5	30	36
t	10	10	10	7	4.8	2.4

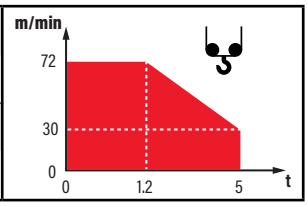

V75.105
55 kW

H

	H max	
448 m	224 m	
	112 m	
200 m	100 m	
	50 m	

m/min	4	21	43	68	86	105
t	5	5	5	3.4	2.5	1.2
m/min	2	10.5	21.5	34	43	52.5
t	10	10	10	6.8	5	2.4

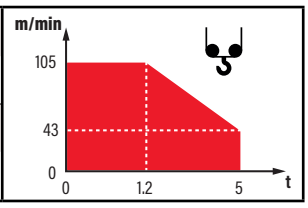

0 <-> 80 m/min
5.5 kW

0 <-> 0.8 rpm
2 x 7.5 Nm

0 <-> 20 m/min
7.5 kW

400 V - 50 Hz

V45.60: 57 kVA

V75.105: 88 kVA

Parte girevole - Slewing part - Drehbares teil - Pièce de rotation - Pieza giratoria	70.0 m
	x4

Eco power: tecnologia risparmio consumi

2065 TLX

	IT	EN	DE	FR	ES
	Sollevamento	Hoisting	Heben	Levage	Elevación
	Traslazione carrello	Trolleying	Katzfahren	Distribution	Distribución
	Rotazione	Slewing	Schwenken	Orientation	Orientació
	Traslazione	Travelling	Schienenfahren	Translation	Traslación
Ht	Altezza torre	Tower height	Höhe des Turms	Hauteur de la tour	Altura de torre
Hg	Altezza sotto gancio	Under hook height	Höchste Hakenhöhe	Hauteur maxi. sous crochet	Maxima altura bajo gancho
	Alimentazione	Power supply	Stromversorgung	Alimentation	Alimentación
	Trasporto	Transport	Transport	Transport	Transporte
CATR	Carro traslante rettilineo	Undercarriage straight travelling	Gerade fahrendes Fahrwerk	Châssis roulant droit	Tren de rodaje rectilíneo
CATC	Carro traslante in curva	Undercarriage curve travelling	kurvengängiges Fahrwerk	châssis roulant en courbe	tren de rodaje en curva
CAF	Carro appoggiato	Static undercarriage	Statisches Fahrwerk	Châssis statique	Chasis estático
TEF	Telaio recuperabile	Recoverable element	Wiedervernenden-bare ankerturm	Élément récupérable	Elemento recuperable
TRF	Tronchetto a perdere	Disposable element	Einweganker Element	Élément jetable	Elemento desechable
PRT	Portale	Gantry	Portal	Portique	Gantry
PRT-TR	Portale traslante	Travelling gantry	Fahrbares Portal	Portique mobile	Pórtico móvil
TL	Tamburo tipo “Lebus”	Type “lebus” winch	Winde Typ “lebus“	Treuil de type “lebus”	Cabrestante tipo “lebus”

UL: Velocità di sollevamento e condizioni di funzionamento differenti - **UL**: Different lifting speeds and service conditions - **UL**: Unterschiedliche Hubgeschwindigkeiten und Betriebsbedingungen - **UL**: Différentes vitesses de levage et conditions de service - **UL**: Diferentes velocidades de elevación y condiciones de servicio

Note

Notes - Notizen - Notes - Notas

2065 TLX

Documento commerciale non contrattuale. Per tutte le informazioni tecniche riferirsi alle corrispondenti istruzioni.

This commercial document is not legally binding. For any technical information, please refer to the corresponding instructions.

Unverbindliches Vertriebsdokument. Für technische Informationen, siehe die entsprechenden Anweisungen.

Ce document commercial n'est pas juridiquement contraignant. Pour toute information technique, veuillez vous référer aux instructions correspondantes.

Documento commercial no contractual. Para cualquities informaciòn tecnica, ver la noticia correspondiente.

FM Gru s.r.l. | via Emilia 11 | 29010 Pontenure PC | ITALY | tel. +39 0523/510446 | www.fmgru.it | email: info@fmgru.com